

Penwortham Girls'  
High School

# GCSE 2023 Results



Congratulations to our Year 11 students  
on their superb achievement



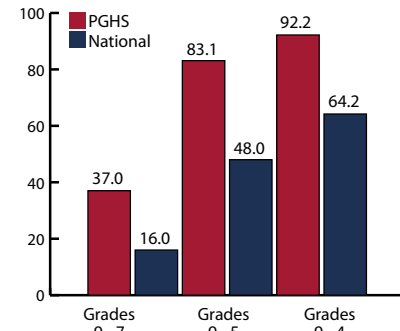
Our Attainment 8 was 59.34  
92.2% of pupils achieved Grade 4 and above (including English and Maths)  
68.2% of pupils achieved Grade 5 and above (including English and Maths)  
66.2% of pupils achieved the EBACC Grade 4 + Pass  
51.9% of pupils achieved the EBACC Grade 5 + Pass



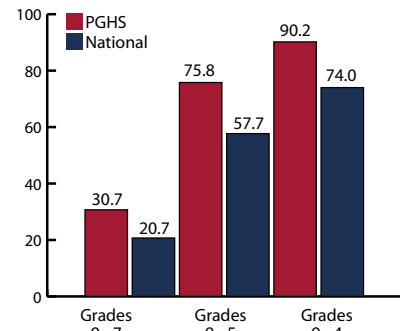
Traditional values with a modern approach to learning

pghSuccess  
Since 1954

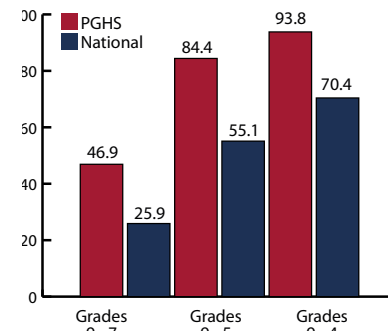
## English Language



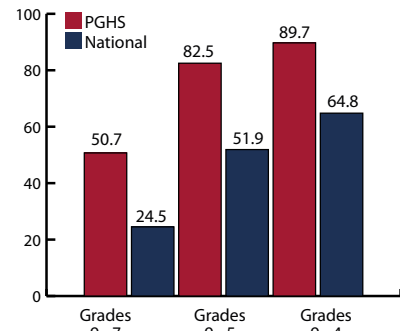
## English Literature



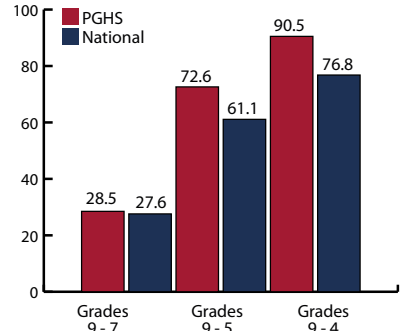
## French



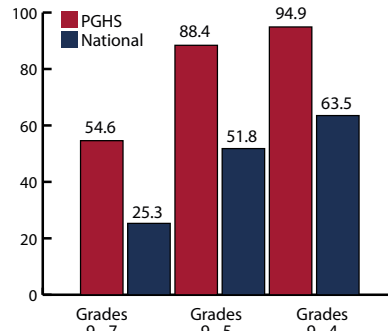
## Geography



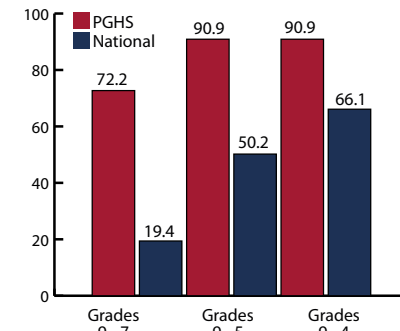
## German



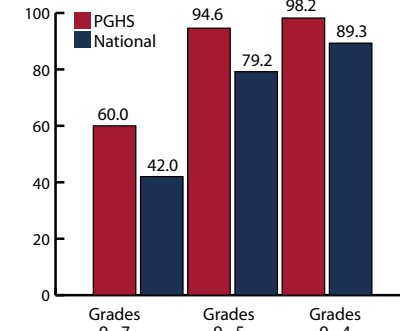
## History



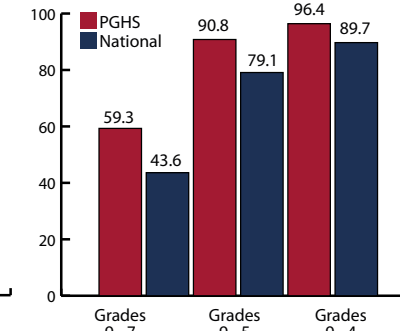
## Food



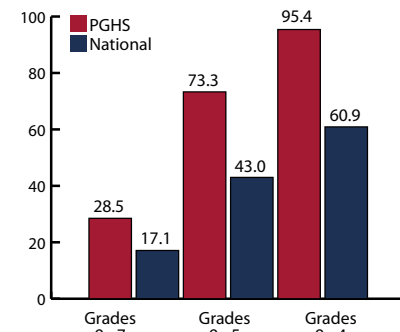
## Biology



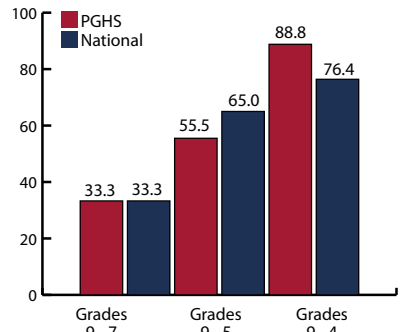
## Chemistry



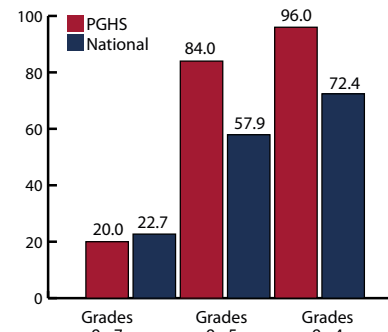
## Maths



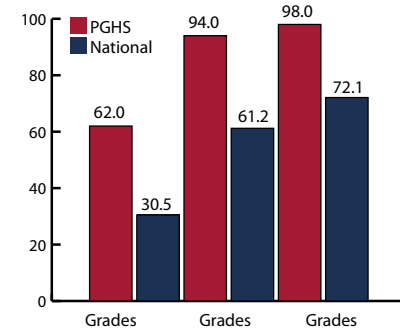
## Music



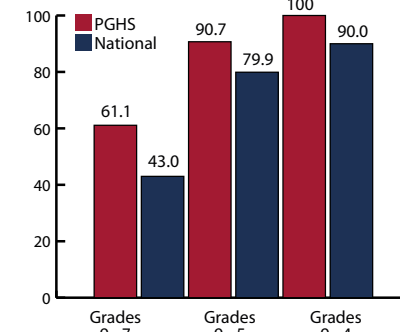
## PE



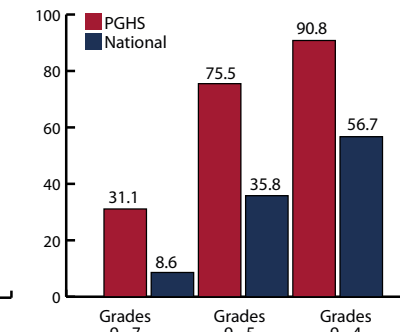
## RE



## Physics



## Science



Cop Lane Penwortham Preston PR1 0SR

Telephone: 01772 743399 Fax: 01772 752475

Email: [enquiries@penworthamgirls.lancs.sch.uk](mailto:enquiries@penworthamgirls.lancs.sch.uk)

Website: [www.penworthamgirls.lancs.sch.uk](http://www.penworthamgirls.lancs.sch.uk)



National Support School  
designated by  
National College for  
Teaching & Leadership





2023 GCSE Results

**Our Attainment 8 was 59.34**

**92.2% of pupils achieved Grade 4 and above (including English and Maths)**

**68.2% of pupils achieved Grade 5 and above (including English and Maths)**

**66.2% of pupils achieved the EBACC Grade 4 + Pass**

**51.9% of pupils achieved the EBACC Grade 5 + Pass**

Yet again, PGHS students have bucked the national trend and achieved a record set of results. Although national pass rates for the top grades are down this year, our students have set a new school record for the number of grades achieved at 7-9. A phenomenal 40.8% of all grades were 7 or above, including 132 Grade 9s.

As always, we are especially proud of the fact that students of all abilities have achieved well with an impressive 92.9% of all students achieving Grade 4 or above in both English and maths, which equals the school record.

There were some incredible individual achievements too, with Charlotte B achieving a Grade 9 in every subject. Alongside her were another 13 students who achieved 8 or more Grades 7 and above. Equally impressive are the number of students who surpassed all their target grades in every subject: Joudy A; Isabel C; Alexa L; Ruby S.



GCSE Results (compared to national figures)

	Cohort	Grades 9 – 7 %	National %	Grades 9 – 5 %	National %	Grades 9 – 4 %	National %
Art	20	45	23.9	90	59.8	100	76.2
Computer Science	14	0	24.3	28.5	51.6	71.4	64.6
Dance	13	46.2	25.7	100	59.8	100	74.1
Drama	9	11.1	25.8	55.5	62.4	55.5	75.9
DT Food	11	72.7	19.4	90.9	50.2	90.9	66.1
DT (Textiles)	22	31.8	21	68.1	50.5	77.2	64.8
English Lang	154	37	16	83.1	48	92.2	64.2
English Lit	153	30.7	20.7	75.8	57.7	90.2	74
French	32	46.9	25.9	84.4	55.1	93.8	70.4
Geography	69	50.7	24.5	82.5	51.9	89.7	64.8
German	84	28.5	27.6	72.6	61.1	90.5	76.8
History	77	54.6	25.3	88.4	51.8	94.9	63.5
Maths	154	28.5	17.1	73.3	43	95.4	60.9
Music	9	33.3	33.3	55.5	65	88.8	76.4
PE	25	20	22.7	84	57.9	96	72.4
Photography	11	63.7	23.9	100	59.8	100	76.2
RE	50	62	30.5	94	61.2	98	72.1
Sci Biology	55	60	42	94.6	79.2	98.2	89.3
Sci Chemistry	54	59.3	43.6	90.8	79.1	96.4	89.7
Sci Physics	54	61.1	43	90.7	79.9	100	90
Science	98	31.1	8.6	75.5	35.8	90.8	56.7

BTEC Results

	L2D* %	L2D* - L2D %	L2D* - L2M %	L2D* - L2P %	L2D* - L1D %	L2D* - L1M %	L2D* - L1P %
Creative Media Production	25	60	85	100	100	100	100
H&SC	9.7	35.5	64.5	93.5	100	100	100



Each graph shows subject’s headline figure against this year’s national average figure.

