


December 2022



Artsmark
Gold Award
Awarded by Arts
Council England

St Mary's Church War Graves

On Friday 18th November, six of our students visited St Mary's Church in Penwortham to clean up the First and Second World War graves that had unfortunately fallen into a poor condition.

Armed with buckets, sponges and brushes, the students demonstrated a fantastic work ethic to scrub the headstones clean despite the torrential rain! Ron Drakeford, a local veteran, had noticed the poor condition of the graves when visiting them before the Remembrance weekend and had requested help in cleaning them. The students were eager to offer their support and were a real credit to our school. An extra thoughtful touch, Isabel Wrennall placed white roses on each of the graves as an additional mark of respect.



Mr Herbert, Curriculum Leader for History

Welcome to our Autumn newsletter.



It's been an absolute pleasure reading all of the articles in the full knowledge that we are now operating as a 'normal' school again!

This term has seen a staggering array of enrichment and extra-curricular activities, including our hugely successful Language and Literature Festival. Every student in our school has access to a minimum entitlement of activities, ensuring no one misses out on opportunities beyond the classroom. However, recent analysis also reveals that almost 75% of our students also participate in additional clubs, societies, competitions and trips offered by the school, which is really impressive!

Earlier this week I had the privilege of attending 'A Christmas Celebration', where a packed hall was entertained by a large number of our dancers, drama students and musicians. It was a truly joyful occasion and such a pleasure to see the huge smiles of our students, thoroughly enjoying entertaining their peers, friends and family. We have certainly packed a lot in during this final week with trips to a pantomime, the Manchester Christmas Markets and a trip to see 'Six' the musical. A number of our musicians entertained pupils from our local primary schools and fellow students during one of our hugely popular 'Open Mic' sessions on Thursday. Needless to say, we're all looking forward to a well-deserved rest over the festive period!

In the meantime, I would like to thank all of our parents and carers for your continued support. On behalf of the Governing Body and everyone at PGHS, I would like to wish you all an enjoyable, peaceful and relaxing holiday season.

Karen Pomeroy, Headteacher





Christmas Tree Festival



Year 7 students created some fantastic decorations for The Christmas Tree of Life at Penwortham Girls', which was displayed at the Christmas Tree Festival at St Leonard's Church throughout the weekend of 26th and 27th November.

There were some absolutely outstanding baubles created that showcased life at Penwortham Girls'. We had many positive comments about the tree and really enjoyed taking part.



Christmas Card Competition

Students from across the school were invited to design our School Christmas Card for 2022 and came up with some absolutely fantastic ideas.

Catie S (Year 7) took this stunning picture of a robin whilst out walking at Longton Brickcroft and we are sure you'll agree, it wouldn't be out of place in any card store this Christmas. Well done, Catie!



Confidential Reporting

We have asked students about how we can support them further if they need to report a concern or worry. Based on their feedback, we are launching an email address:

safe@penworthamgirls.lancs.sch.uk where they can share their concerns confidentially. The email will be sent to the pastoral team who can provide the support needed.



Governors News

Governors

The Autumn Term is always a long one, don't you think? As such, it also allows for a lot to be packed in. Reviewing some of the weekly newsletters that I always read, I am so proud of all that the girls have achieved yet again. The examples of activity, of work produced and experience, makes me realise how gifted you all are and the amazing breadth of experience the staff create for you.

I have been able to experience some of the fabulous celebrations of student work in and around school on a number of occasions this term. I am always thankful when I receive an invitation to eat food – and that is just what I did at the Language and Literature Festival cake competition!

Not only did the cakes taste good but the decorations were superb. I await an annual invitation! Totally different senses were awakened when I observed, listened and commented on the recitations delivered by students for their LAMDA accreditation. I listened to one group, while Mrs Siviter, a recently co-opted governor, listened to another. I loved listening to speeches, extracts and poems that I hadn't heard before and want to thank Mrs Cattanaach for inviting our help.

Another two occasions when I enjoyed evenings in school, were for the Open Evening, where we welcome prospective students to look around our school, and Awards Evening, where we celebrate the achievements of those who have just left. Both occasions fill me with immense pride and are evenings when I can see proud and excited students at their best. It is quite an honour to see the start and end of their journeys with us and to witness their growth during those short five years!

We have also experienced lows to go with those highs; we all celebrated the 70-year reign of the Queen earlier in the summer and then mourned her loss with the country in September. We, in school, also mourned the loss of one of our staff that very week. I have heard it said that sorrow is the price we pay for love. We always retain the memories of those we have loved and lost though.

I know that with the New Year coming upon us fast, we will be able to look forward to greater things. We have a full governing board, and all members are ambitious for the future of the school. On the board's behalf, I would like to wish our whole school community a restful break and enjoyable time spent with those you love.

Ms Lorimer Russell-Hayes
Chair of Governors


Art

GCSE Photography Mock Exam 2022



This term, our Year 11 GCSE Photography students completed their 5-hour mock exams, working diligently to finalise their Component 1 coursework.

The focus this year is on the digital creative process of 'Multi Exposure.' A variety of creative prints were produced to an excellent standard. Examples of their work can be seen below. Well done, Year 11!

Miss Morris, Head of Art Design & Photography



GCSE Photography Mock Exam 2022



Computing

Key Stage 3 Computing

Year 7 students have been designing and creating their own game using Scratch.

The game has a theme about healthy eating and has to include a variety of scripts, sprites and variables. The students are now learning some basic python programming skills to build on their scratch programming knowledge.

Year 8 students have been building their knowledge about binary and have explored the world of programming by using python. This has developed their knowledge from year 7. They are now learning about algorithms and flowcharts, using Flowol to create some flowcharts for different mimics and are exploring inputs and outputs.

Year 9 students have been learning about advanced programming skills using python. Students have recalled their previous learning from year 8 with some of the basics and have now moved on to discover functions, loops and more advanced programming skills. This is giving them a taste of GCSE Computer Science. They are now learning about the components within a computer work and are also exploring the ethics that surround computer science technology.

BTEC Creative Media Production

Year 10 have been exploring a variety of media products and have started to analyse these in detail.


They have looked at the genre, purpose, target audience and different audience theories surrounding the media product. They have also studied the different character types within the product and are now learning about camera angles, lighting and sound within an audio/visual product. Great start to the first term. Well done!

GCSE Computer Science

Year 11 have just completed their first round of mock exams and the results were brilliant!

All their determination and hard work has paid off and I am sure that if they continue with this positive attitude towards their work, they will continue to do well in the mock exams in March. Well done, girls!

The year 10 girls have had a fantastic term and have been learning the theory behind computers. They are starting to understand how all the components work together and the important roles each one has. They have also been learning about data representation, including binary, hexadecimal and two's complement. The girls have completed some assessments and there have been some incredible results. Keep up the hard work!



Year 7 and Year 8 Computing Club

The students have successfully built their team robots and are now starting to programme the robots to make them move.

They are using BBC Micro:Bits to make this happen. We will then look at building a track for the robots to follow and will set range of challenges for each team to complete.



Mrs Bennett, Curriculum Leader for C.A.T. Faculty


Technology

Design & Technology, Art and Photography Workshop at Newman College

On Monday 5th December, 14 GCSE Design & Technology, Art and Photography students visited Newman College to take part in a range of Textiles, Art and Photography workshops.

They learnt all about the courses available and got to experience some of the techniques and skills which they can develop whilst studying A-levels and BTECs at Newman College. A massive thanks to past PGHS student, *Chloe Forshaw*, who is currently in her second year of her Art & Design BTEC at Newman College. Chloe shared her amazing work and discussed her experience at Newman, as well as the path she has chosen to take since leaving PGHS.

Mrs R Freer, Curriculum Lead for Technology



English Department News

Brilliant Blake Pastiches

Our Year 8 students have been studying the work of William Blake as part of our 'Coming of Age' unit of work.


Blake was a Romantic poet who used art and prints to compliment his poems. We have been studying his poetry collection 'Song of Innocence and Experience', which contains poems matched up in pairs – one sweet and innocent, and the other darker and more experienced. For example, the cheerful poem 'The Lamb' is matched with the more sinister poem 'The Tiger'.

We challenged our Year 8 students to create and illustrate their own take on Blake's poetic pairings and create their very own 'Songs of Innocence and Experience'. We have been so impressed with the creative and thoughtful ideas and the beautiful and vivid illustrations that our students have produced.

Our winning designs were 'War and Peace' by Unaysah P and 'The Songs of Welcome and The Cried of Goodbye' by Grace S – prizes will be heading their way soon!




Take a look at a selection of their spectacular creations, as well as some examples of brilliant work from all classes:

Miss Starkie
English Department



English Department News

Brilliant Blake Pastiches



Bedrock Leader Board

Since September, our students have been 'rocking' Bedrock! Bedrock is a proven way of making great gains in vocabulary acquisition, improving reading age and mastering grammar.

All our KS3 students are expected to achieve 20 points on Bedrock each week. 20 points is the minimum each student should achieve to guarantee progress. However, some of our students are so determined to become masters of English, that since September they have achieved a phenomenal number of points!

Our leader board looks like this:

Student	Year Group	Points Total
Georgia B	7	1189
Lily T	8	1145
Naomi S	8	1121
Abigail K	9	891
Natalia N	8	889
Saffiya M	8	797
Charlotte C	7	788
Jenna K	9	730
Maisy W	7	710
Eric Chong	8	660

Our top 10 Bedrockers will receive a Head's Breakfast and our top 3 achievers will also receive a limited edition Bedrock pin badge.

Mrs Snowden
Curriculum Leader for English

HOW BEDROCK WORKS

UK National Curriculum KEY STAGE 2

Corresponding school year
UK: Years 3-6 US: Grades 2-5

UK National Curriculum KEY STAGE 3

Corresponding school year
UK: Years 7-9 US: Grades 6-8

UK National Curriculum KEY STAGE 4-5

Corresponding school year
UK: Years 10-12 US: Grades 9-11

Corresponding Bedrock blocks (flexible system adapts according to individual ability)

BLOCK 3 BLOCK 4 BLOCK 5 BLOCK 6

BLOCK 7 BLOCK 8 BLOCK 9

BLOCK 10 BLOCK 11 BLOCK 12

plus Bedrock GCSE English

How Bedrock supports the wider UK National Curriculum

Students are exposed to progressively more challenging vocabulary, in line with the pace of their individual progress

Each Block is human-narrated and includes immersive fiction and non-fiction themes which span subjects across the whole curriculum.

Students' learning includes academic verbs to help them meet new lists with confidence and become GCSE-ready

Each Block has around 12 topics and takes around one academic year to complete.

Students learn advanced Tier 2 vocabulary, critical for success in their GCSE studies right across the curriculum

Each topic teaches up to 30 words over six lessons which each take around 20 minutes to complete.

Maximum progress achieved with just 40 minutes' study each week.

Example topics per block (just some shown per Block, out of up to 14)

BLOCK 3 Galileo The Hot Air Balloon Creatures of the Sea	BLOCK 4 The Vikings The Circle of Life The Polar Bear	BLOCK 5 The Solar System Shark! The Wild West!	BLOCK 6 Journey to the Pole A Better Treasure Get a Hobby!	BLOCK 7 Richard Branson The Legend of Troy The End of the Earth	BLOCK 8 The Great Fire The Southbury Sailors Alan Turing	BLOCK 9 Jason and the Golden Fleece Women Writers Apartheid	BLOCK 10 The Berlin Wall Marilyn Monroe The Space Race	BLOCK 11 The Rise of Social Media Climate Crisis! The Life of Charles Dickens	BLOCK 12 Feeding the UK Alternative Energy Bog Bodies
---	--	---	---	--	---	--	---	--	--

All Tier 2 vocabulary is embedded within these fiction and non-fiction texts. (Academic vocab in Blocks 7-11 shown in *italics*.)

Example words per block (there are up to 270 words in total per block)

attach	advantage	ancestor	abolish	controversy	diagnose	audacious	depict	belligerent	deviation
herd	capture	blossom	apparent	conceptualise	impede	convey	jeopardise	catalyst	cognisant
material	fatal	disclose	comply	dwell	notorious	conscientious	juxtapose	garrulous	supersede
ribble	gradually	frequent	endanger	formulate	persuade	decipher	manifestation	marginalise	energise
ordinary	identity	modest	premise	monotonous	orthodox	irascible	punitive	replicate	consensus
popular	loyal	sustain	tolerate	tangible	largen	meridian	scrutiny	verbose	burgerning

BEDROCK OUTCOMES

AVERAGE 32%

proven uplift in vocabulary knowledge among students
(demonstrated via post-test results compared to pre-test)

GET IN TOUCH
email hello@bedrocklearning.org
or call 0203 325 9345



All the teaching on Bedrock is **HUMAN-NARRATED** - the texts are like audiobooks that hone in on all the tricky words.



Bedrock **TEACHES VOCABULARY** using a wide range of activities including drag and drop, true or false, timed games, free writing and more...



Bedrock uses **IMAGES** to help you visualise what you are learning - these prompts can really help store your learning in your long-term memory!



Power of practice - every Bedrock lesson follows a **RESEARCH-BASED ROUTINE** that works for you.



Clear path to success - you earn **BEDROCK POINTS, BADGES AND CERTIFICATES** as you progress through Bedrock lessons, topics and blocks.



KNOWLEDGE ORGANISER - all Bedrock teaching is stored in your own personalised knowledge organiser. You, your parents and teachers can comment on this at any point, building on what you have learnt.



ALPHA PLACEMENT TEST - when it comes to teaching tricky vocabulary, Bedrock won't throw you straight into the deep end. We assess what you already know and you'll start in a block that's just right for you



MODELLED RESPONSES - Bedrock always shows you what to do before asking you to do it (on Bedrock GCSE English, critical thinking and analytical skills are taught using guided learning).



IMMEDIATE HUMAN-NARRATED FEEDBACK - Bedrock steers you in the right direction so it is clear what you need to do to succeed.



In-built recapping - our **INTELLIGENT DEEP-LEARNING ALGORITHM** ensures that no learning gets forgotten!



MULTIMODAL
LEARNING

GUIDED
LEARNING

STUDENTS:
WAYS YOU
LEARN

WAYS WE
TEACH

INDEPENDENT
LEARNING



English Department News

Divorced... Beheaded... Live!

English Department Trip to See 'Six'

During the last week of term, some of our Year 9 students will be heading to the Everyman Playhouse Theatre in Liverpool to watch the sensational musical, 'Six'.

The musical transforms the six Tudor wives of Henry VIII into pop-star princesses. They each take their turn to step up to the mic and finally tell their side of the story. The musical is entertaining, educational and full of glitter – perfect for this festive season. The songs are incredibly catchy, and we would like to apologise in advance to the Year 9 families who will no doubt become very familiar with the tunes over the Christmas break!

We're all looking forward to the trip as a perfect way to bring this term to a close. It should be a brilliant celebration of brave and diverse women and perfect preparation for our 'Know Your Rights' unit of work that Year 9 will be studying in the new year. We'll just have to remember to not lose our heads!

Miss Starkie, English Department



Geography Department News



Where's Earthy?

GCSE Geography

Year 10 have not long completed their first go at a GCSE assessment and overall, we were pleased with the results.

Remember, Year 10 that MRIs and lots of practise makes perfect! Well done on hitting the ground running this term and making a flying start to the GCSE course. Onwards and upwards!

A particular well done to our Year 11 GCSE Geographers; it has been a long term with a period of Mock exams at the start of November. The Geography Mock results were pleasing overall, and we have some detailed performance analysis with classes. Year 11 are on their second to last topic from the syllabus content, meaning we will be able to embark on an extended period of revision, exam practise and preparation. Keep your eyes on the prize, Year 11!

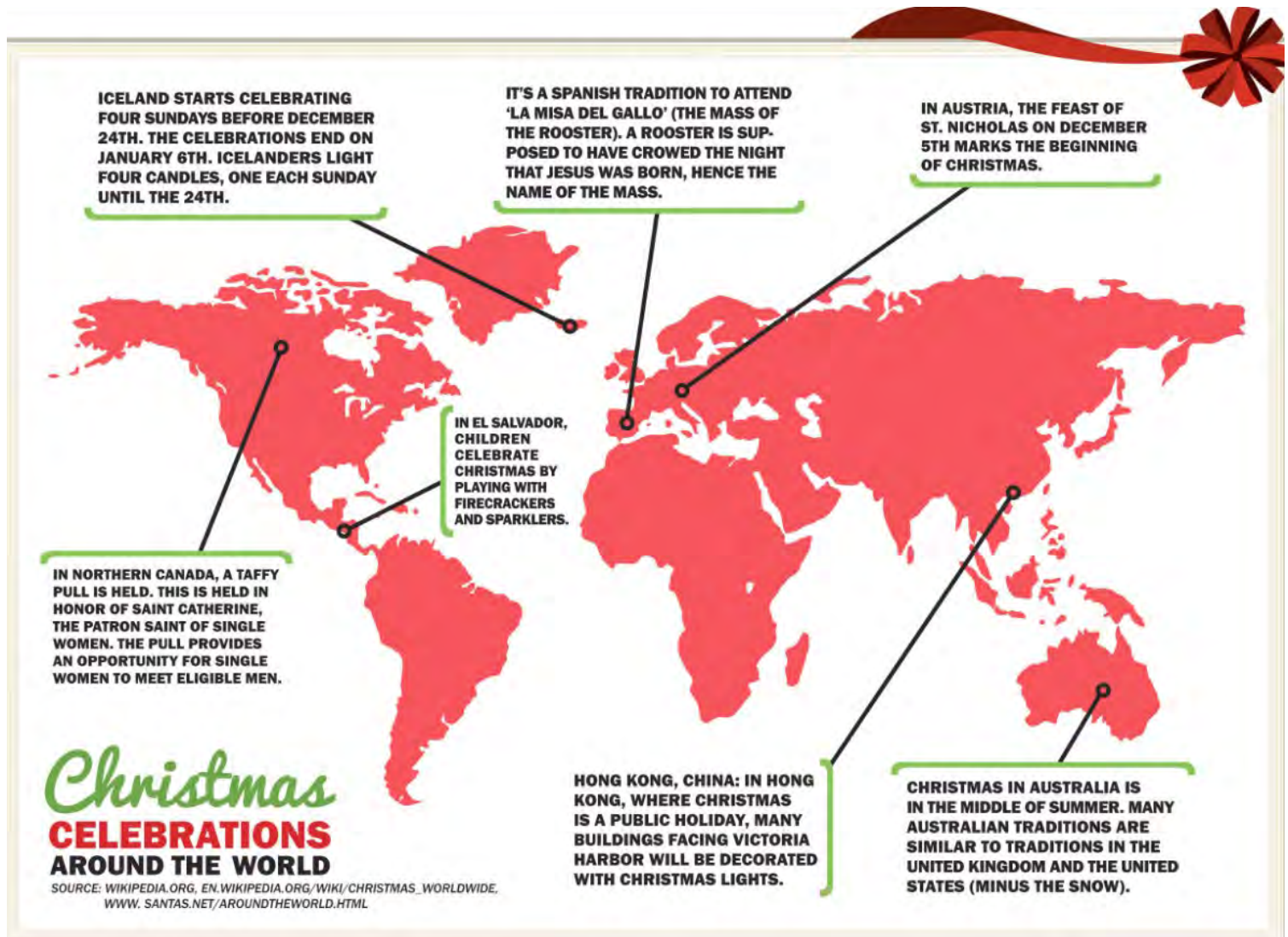



Here is a slightly festive looking offering time round. Usual rules apply - email your answer to g.bowles@penworthamgirls.lancs.sch.uk and be as specific as possible.

Some Christmas Geography

Below are a couple of interesting maps that I have found that detail the different meals used to celebrate Christmas and some of the more unusual Christmas traditions around the world.

One that isn't on the map that I found bizarre was that Christmas dinner in Japan is KFC!






Geography Department News


Lower School Geography

As we draw towards the end of a long but productive term, I wanted to take this opportunity to share some of the fantastic work on display in the Geography Department at the moment.




In Year 7, students have created cardboard contour landscapes that have really helped their understanding of how to interpret OS maps.



Year 9 have been working on the global fashion industry, and have explored the geography of a pair of jeans, looking at the materials and transport used to get them to shops near us.



Year 8 have produced some fantastic Bob the Boulder storyboards, giving them an overview of the process, landforms and changes we see in rivers as they flow from source to mouth. Bob has had some wild adventures!



Have a great holiday and if you are celebrating Christmas, don't forget to ask Santa for a globe of your very own (make sure you recycle all that packaging).

Merry Christmas from
Mr Bowles, Mr Ward and
Mrs Singleton. Ho! Ho! Ho!



Mr Bowles



Remembrance

In November, students from our school took part in a number of Remembrance events in the local area.

The Head Girl and Deputy Head Girl, Olivia and Lola, laid wreaths at Penwortham War Memorial on behalf of the school on Armistice Day and on Remembrance Sunday. At the Remembrance Sunday service, they also read the names of those soldiers from the local area who lost their lives during the First World War. It was fantastic to see so many students from school at the event, whether they were representing other organisations such as the Scouts, or those who had come with their families. In school, the Year 7 charity council have raised money for the British Legion by selling poppies, and assemblies focussed on the local men who fought and died during the First World War. Students who belong to services and scouting groups wore their uniforms in school and at 11am on Armistice Day, a two-minute silence was observed by all in school. This was followed by a recital of the Reveille by Mrs Little on the trumpet.

Mr Herbert

Associate Assistant Headteacher



First World War Knife

Last year, Caitlin's research of her ancestor, Joseph Anderson MacPheat, who fought in the First World War, led to the unlikely discovery of his war knife in the north of Scotland.

This was after Muriel Murray from the Castletown Heritage Society stumbled on her

PGHS newsletter article from last November. Mr Dever has spent a considerable number of hours researching and documenting the story of the war knife, and has now interviewed all of the people involved, which included a visit to Castletown – a 9 hour drive from his home! You can read and hear the full extraordinary story here: <https://matthewdever.co/a-war-knife>

Mr Herbert, Curriculum Leader for History



Learning Support Department News

ASDAN

This year, some Year 9 and 10 students have embarked upon a new course provided by ASDAN, entitled Personal and Social Development.

It is a two-year accredited course and requires the students to complete seven units in total, covering a broad array of topics.

This term, the students have been studying for the Environmental Awareness unit. This involves them learning and understanding about how both individual and group human activity can have a negative impact on our environment.



We've also been looking into how we can individually and collectively positively introduce change. This has required the students to pledge to make a change in their own lifestyle for at least a month which will have a positive impact on the environment. Students have made pledges such as being in charge of their family's recycling and ensuring no rooms are left with lights or appliances unnecessarily switched on.

Another part of their assessment is to take part in a community environment project. As a group we have agreed to take part in litter picking sessions both in school and in the local community; something which is much appreciated by all!

Well done, girls for making such a positive start to your studies, for being socially responsible and promoting positive change.

Mrs McGibbon, SENCo



The Queen's passing

As a nation, we were all saddened to hear of the Queen's passing on the 8th September.


One of our year 10 students, Jess S, took time to write a letter to the new King Charles:

"When I heard about the Queen's death, I decided that I wanted to write a letter to the King. So, I wrote a letter to send my condolences to the Royal Family about their loss of their mum, grandma and great-grandma. I waited for a reply from him and one afternoon, when I arrived home from school, there was a reply. I was very happy to see that he liked my letter very much."

Jess received a note from King Charles thanking her for her message.



Christmas Crossnumber





Christmas Crossnumber Clues



Across

1	work out $8601 - 3486$
2	Work out 375×9
4	Work out $5.758 + 3.19$
5	Work out $2758 + 1189$
6	Work out 3782×47
7	What is 13 squared
8	What is 4 cubed?
9	Work out $1087 - 296$
12	What is 5×13 ?
14	Work out 789×23 ?
15	Find $1638 \div 3$
16	The sixth prime number.
17	Work out $325416 \div 4$
19	Work out 4×13
20	Work out 86×8
21	Work out 251×32
24	Work out 43129×95
25	work out $100970 \div 5$
26	Work out 73×53
30	Work out $1274 \div 7$
34	Work out $876 \div 12$
35	Work out $157.869 \div 3$
36	Work out $86.801 - 34.178$

Down

1	Work out $15781 + 37574$
3	Work out 157×37
5	Work out 1278×31
6	Work out $12.718 + 6.199$
7	work out 457×28
10	Work out $54826 + 19762$
11	Work out 6×7
13	work out 107.24×4
15	First prime number after 50.
16	Work out $1376 \div 8$
18	Work out $4473108 \div 6$
20	Work out $976.81 - 371.895$
22	Work out $7481.37 - 2821.957$
23	Work out $25.912 + 35.96$
27	Work out the seventh square number
28	Work out $9872.92 - 1759.627$
29	29. Work out $212248 \div 4$
31	Work out $2000 - 77.4$
32	Work out $6096 \div 8$
33	Work out the square of 24
34	Work out $218 - 145$



Mr McVey's Mysterious Maths – Christmas Edition

Ho! Ho! Ho! For the final Mysterious Maths of the year, I'm setting you a series of puzzles with a festive theme.

As ever, any student who can provide me with the correct solutions either by email or in person, will earn themselves a fantastic Head's Breakfast in January 2023!

Merry Christmas and good luck!

Problem 2 – Christmas Tree Total

Place the digits 1 to 9 on the Christmas tree so that each of the three sides of the tree add up to the same total. You can only use each number once!













Problem 1 – Santa's Schedule

If there are twelve million children in the UK and it takes Santa 3 seconds to visit each child when delivering presents, how many hours would it take him to deliver them all?

Problem 3 – Festive Sudoku

Complete the puzzle so that there is only one type of Christmas picture in each row, column and 2 x 2 square.

Number Calculations in Mathematics

In years 7 and 8, the students have recently been brushing up on their number calculations skills.

Having checked in with addition, subtraction, multiplication and division, we have also been looking at the Order of Operations (you might have heard of this as BODMAS or BIDMAS), as well as knowing the different buttons available on a calculator. Below are some examples of lessons where students were successful.

BIDMAS CODEBREAKER

Use the correct order of operations to calculate the answers then convert the answers to letters using the table provided. Unscramble the letters to find two mathematical words. Year 7 will be looking at this in the final two weeks up to Christmas.

STEP 1 Answer the questions below, find your answers in the table above, then write down the corresponding letter.

Work out $5 + 5^2 - 1$	Work out $(3 + 5)^2 + 6$	Work out $6 + 7 - 3^2$	Work out $4 \times (7 - 2)^2$	Work out $(2 + 4)^2 \times 3$
Letter: <input type="text"/>	Letter: <input type="text"/>	Letter: <input type="text"/>	Letter: <input type="text"/>	Letter: <input type="text"/>
Work out $3 \times (3^2 - 2)$	Work out $4 + (3 + 4)^2 - 5$	Work out $3 + (7 - 5)^2$	Work out $6 \times (5 - 2^2)$	Work out $5 \times 2^2 + 9$
Letter: <input type="text"/>	Letter: <input type="text"/>	Letter: <input type="text"/>	Letter: <input type="text"/>	Letter: <input type="text"/>
Work out $7 - (7 - 2^2)$	Work out $3 + 5 - (10 - 3^2)$	Work out $3 \times 5 + (3 + 5)^2$	Work out $2 + 2 \times (5 + 2)^2$	Work out $(4 + 7)^2 - (5 - 2^2)$
Letter: <input type="text"/>	Letter: <input type="text"/>	Letter: <input type="text"/>	Letter: <input type="text"/>	Letter: <input type="text"/>

CODE BREAKER

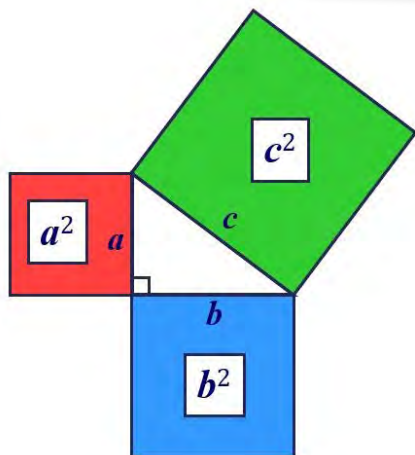
A	B	C	D	E	F	G	H	I	J	K	L	M
75	102	70	108	6	207	196	34	120	38	32	7	79
N	O	P	Q	R	S	T	U	V	W	X	Y	Z
19	48	100	109	21	52	4	29	81	12	8	198	99

STEP 2 Rearrange the letters of your answers to make two words that are used in maths.

Year 9 Maths

At the moment in Year 9, we are studying Pythagoras' Theorem. Born in 570 BC, Pythagoras was a Greek philosopher who made important developments in mathematics, astronomy and the theory of music.

We have been looking at how the theorem works, as well as solving problems using the theorem. We learnt that if we label the length of the sides of a right-angled triangle a , b and c as shown, then the area of the largest square is $c \times c$ or c^2 and the areas of the smaller squares are a^2 and b^2 .

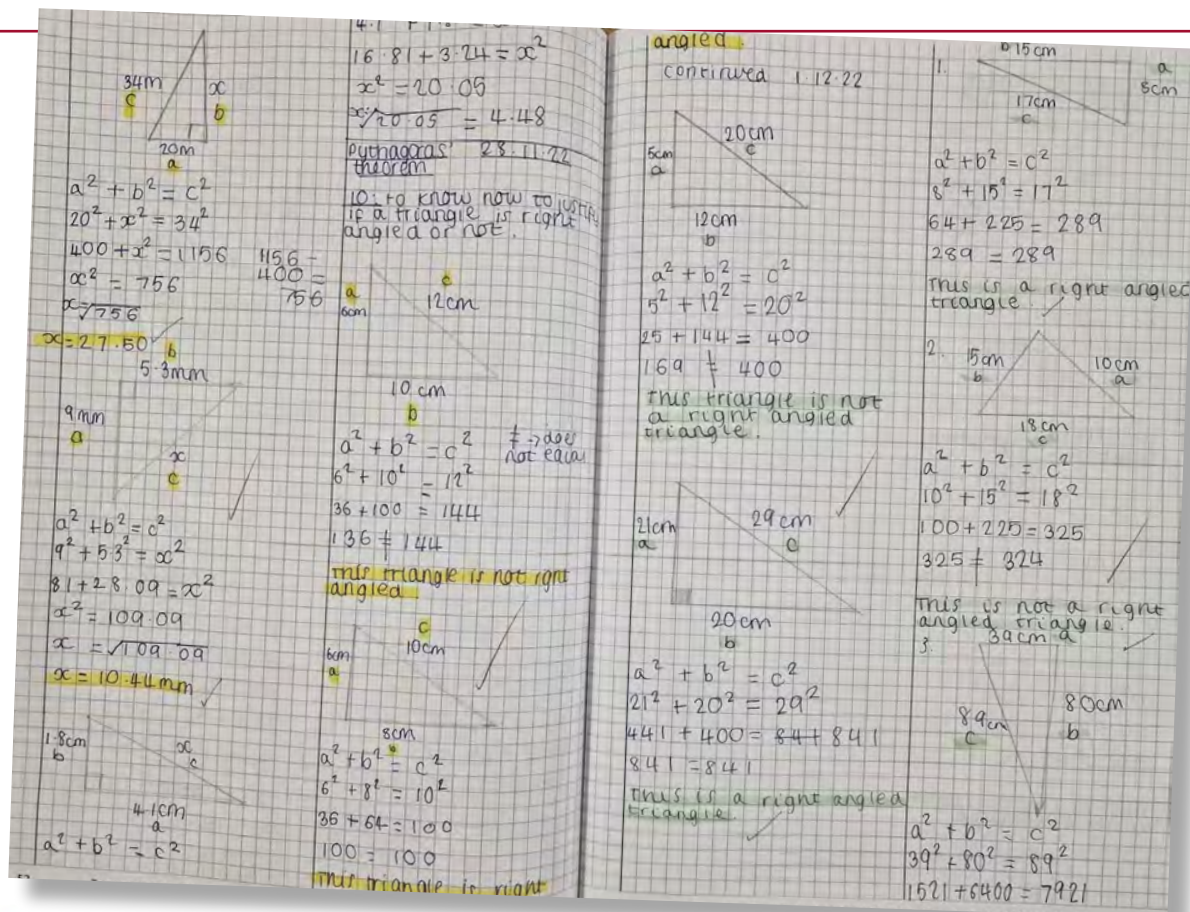


We can then write Pythagoras' Theorem as $a^2 + b^2 = c^2$, allowing us to work out the length of missing sides in right angled triangles.

Firstly, we looked at how to calculate the hypotenuse, which is the longest side of a right-angled triangle and recently, we have been looking at how to justify if a triangle is right angled or not and solving problems involving using the theorem.

I have really enjoyed learning about Pythagoras' Theorem and Miss Hasan has made it really easy to understand. I think it's amazing that the theorem works for all right-angled triangles!

By Amy M, Year 9



What a busy first term it has been here in the MFL department!

As the term draws to a close, I would like to thank all of our students for working so hard in their French and German lessons and giving their all.

Year 7 have worked on learning how to introduce themselves. Year 8 Germanists have learned how to describe their past holidays and learned our new favourite word 'Kakerlaken'. Year 8 French students have learned how to introduce themselves, give personal information and opinions and Year 9 pupils have also been working hard and have produced some lovely letters and cards to send over to France and Germany.

A huge well done to Year 11 for working through a really busy term and their mock exams. They are pushing towards their goals next year and taking on the new challenges as they prepare for the mock speaking exams in January. A big cheer for our Year 10 students embarking on their first term of GCSE French and German and producing some outstanding results in their recent Module 1 assessments, alongside a brilliant attitude. Well done all!

Frau Gill

Berlin Wall and German Reunification

As part of our cultural enrichment this term, our language students have learned all about the Berlin Wall, it's fall and subsequent reunification of Germany.

To coincide with the public celebrations in Germany, we created our very own Berlin Wall in Mrs Gill's room (room 26). It takes pride of place there and I think you'll agree that it looks amazing!



Christmas Card Competition Launch

Our annual MFL Christmas card competition has been launched with full gusto!

Students have been invited to create a Christmas card in either French, German or any other language that they know or speak. We have already received some outstanding entries. These will be judged, and prizes will be delivered to the winners and runners-up in each year group during the last week of term. Best of luck to all entrants!



Modern Foreign Languages News

Year 7 First Term in German

Mrs Gill's class have been busy this half term learning all about pets and animals and learning how to describe them in German.

We have spent one lesson per week on the computers using Quizlet and Blooket to practise all of our vocabulary. 7Ge1 wrote some information about their German lessons so far to share with everyone:

Haalah N

In German, we have been learning how to talk about ourselves, such as our age, name, etc.

On Tuesdays, we play games; which everyone loves and is our favorite day in the week! Frau Gill makes learning German so easy and fun and we learn lots.

Hannah B

German is fun at PGHS. We play games and bingo, yet we are memorising the words and meanings. We have done an assessment recently and everyone has done well. The topics we were studying were greetings, our belongings, how to describe ourselves and other people and how to form a simple conversation. Our current topic is animals, pets and family. We are in a German room for one day of the week and are in a computing room for the other day. We use the computers to do things like Quizlet and Blooket, which makes us think on the spot and learn the words in an exciting way. We also made a German to English poster to send to German school children.

Bella N

I've really enjoyed German and I think it has helped me feel more confident in speaking different languages. I feel I have been supported and pushed to the best of my ability but I don't feel under pressure to speak if I don't want to. I also feel there are lots of good websites and apps that we use that have helped and I can't wait to carry on learning German.



Nikolaustag

This Tuesday, 6th December marks der Nikolaustag for many families across German speaking countries.

On the eve of Nikolaustag, children of all ages leave a special boot outside their front door in the hopes that, if they've been good enough, Nikolaus will fill it with all kinds of sweet treats and toys.

Here is a video that our KS3 classes will be watching this week, explaining all about the traditional story of Nikolaustag:

<https://kinder.wdr.de/tv/die-sendung-mit-der-maus/av/video-lachgeschichte-nikolaus-100.html>

Mrs Gill, Curriculum Leader for MFL

PE Department

South Ribble Football Competitions

PGHS Lionesses were out in force last week as they took part in the Years 7 and 8 and the Years 9 and 10 South Ribble Girls football competitions at Penwortham Priory Academy. Both teams performed amazingly on two very chilly evenings.

Years 7 and 8 - Monday, 28th November

All the schools in South Ribble entered a team in this competition, meaning we had 10 games to play.

Our results were:

Won – 8

Drew – 2

Lost – 0

We also had a clean sheet and conceded no goals.

When the results were in, we were named 'Champions of South Ribble' and the girls were so pleased!

It was thoroughly deserved as they played so well throughout, with strong tackles, accurate passing and fantastic teamwork and sportsmanship! It was a true team performance with every player playing a strong part in the team's success. A special shout out goes to amazing goal keeping from Jessica L and Daisy L for brilliant play in the midfield. Well done to the rest of the team – Chloe M, Lucie J, Amelia M, Georgia B, Sophia W, Phoebe B and Isabelle M.



PE Department

Years 9 and 10 – Tuesday, 29th November

8 teams from South Ribble entered this competition, meaning we had 7 games to play.

Our results were:

Won – 1

Drew – 3

Lost – 3

We finished in 6th place.

The positioning does not reflect the effort and skill that the girls displayed throughout. They battled well and were unlucky to lose the games that they did as they only lost by 1 goal in each game. They never gave up and played with the same enthusiasm and commitment until the very end. Special shout outs to fantastic goal keeping from Neve H and Evie H for their goal scoring. Well done to the rest of the team – Zara H, Hanya A, Rachel Waites, Louji A, Chelsea D and Tess S.

Mrs Naylor

Curriculum Leader
for Performance,
Sport and Health



PE Department

Cricket Success!

On Friday, 25th November, Lili F-R was invited to an awards evening held at Old Trafford in Manchester.

The evening was to celebrate the increasing participation of women's cricket where her coach was nominated for 'Coach of the Year'. Lili was unaware, but she was nominated for 'Most Improved Junior Softball Player of the Year' and WON! We are so proud of the hard work and determination that you have put into your cricket training. It has certainly paid off!



World Cup KS3 Competition

The last few weeks watching the World Cup has been really exciting with some fantastic play, excellent team work and some shock scores and exits to say the least.

Inspired by the World Cup, we would like to announce the KS3 PGHS Football Kit Competition. Design a football kit for our PGHS football teams and submit either a paper copy to the PE office or an online copy to Class Charts by Friday, 13th January. We can't wait to see your designs and choose a winner. The winner will have their kit created for our football teams to wear during matches. Good luck!



Extra-Curricular

On behalf of the PE department, I would like to thank all students who have participated in our extra-curricular programme this term.

We have had fantastic participation rates across all clubs and achieved some fantastic titles in competitions across South Ribble. We can't wait to repeat our success in the New Year!

Cross Country Success!

Well Done to Holly L and Darcey W who came 4th in the South Ribble Cross Country Competition on Saturday, 19th November.

As a result, they have been selected to represent South Ribble at the Lancashire Cross Country Competition on Saturday the 5th of February. We wish them the best of luck!

Mrs Naylor
Curriculum Leader for Performance, Sport and Health

Performance, Sport & Health Faculty Department News

Music Department

The Lion King

48 students had an absolutely fantastic night at The Lion King in Manchester on Wednesday, 9th November.

We had superb seats in the circle and the performance mesmerised both students and staff alike. The musicians were amazing and the acting and dancing were sublime. The costumes and puppetry were so outstanding, you almost forgot the characters were real people!



Here's what some of our students thought:

"I was completely in awe at such a creative and artistic performance."
Grace T

"Great costumes, set and excellent voices." Katie K

"I didn't realise my cousin was in it but he did an amazing job, along with everyone else!" Brenda C

"The young Simba was very good at acting his scenes and included numerous modern-day lines." Skye H-M

"It was great. Five stars!" Lily-Anna J

Stroke Association Concert

On Monday 18th October, we held our very first 'Music and Verse' evening.

The purpose of this concert was to provide our GCSE cohorts with the opportunity to perform to an audience in preparation for their future coursework submissions. It also gave our Year 8 students the opportunity to perform their LAMDA pieces and provided a small number of ensembles the chance to perform to an audience. The evening was a tremendous success with all our students performing superbly. It was also fantastic to hear our Year 8 LAMDA students reciting their verse and prose in preparation for their upcoming assessments.

Each year, the Year 11 cohort choose the charity they would like to support on the evening with all proceeds going to the designated charity. This year was no exception, with students choosing to support The Stroke Association. The Stroke Association are the UK's largest charity dedicated to helping with the emotional, practical and financial cost of stroke. They fund research into ongoing rehabilitation that could help stroke survivors live fuller and happier lives. They provide specialist support and campaign to make sure people affected by stroke get the very best care. The evening raised a total of £70.61. A fantastic evening, raising money for a very worthy cause. Well done, everyone!

Mrs Cattanach, Associate Assistant Headteacher & Curriculum Leader for Music



Music Department

Christmas Celebration

On Monday 12th December, we hosted our annual Christmas Celebration to a sell out audience in the school hall. There were some outstanding performances from the drama group, dancers and musicians alike who truly got us all into the spirit of Christmas.

The drama group retold the classic poem 'Twas the Night Before Christmas' which enchanted the audience from beginning to end whilst Y7&8 and Y11 dancers entertained the audience with their Christmas Dance Mash-ups.

There was an eclectic mix of music from the music department this year with the usual superb performances from our regular brass and woodwind ensembles, choirs and orchestra and some fantastic new additions including music from our ukulele group, hand chime ensemble and GCSE Music groups to name a few.

The evening was a tremendous success and enjoyed by all who attended. Huge congratulations to all who took part. Merry Christmas!

Mrs Cattnach
Associate Assistant
Headteacher
& Curriculum
Leader for Music



Music Department

Primary Music Roadshow

On Wednesday 14th December, the music department went on a mini roadshow to entertain and inspire students at both Penwortham and Cop Lane Primary schools.

Students performed as part of the brass and woodwind ensemble and then the orchestra with some students entertaining with solo performances. It was fantastic to see their school halls so full of excitement and enthusiasm. We hope to see some of the students performing here at Penwortham Girls' with us in the near future!

Mrs Cattnach, Associate Assistant Headteacher
& Curriculum Leader for Music



Religious Education Department News

RE at PGHS This Term

One of the highlights of this term in RE has been getting to know the Year 7s better through the 'show & tell' of their sacred objects.

Every student had to bring in an object and spend 30 seconds explaining why this was special to them. It was great to learn all about their hobbies, religions, cultures, families and memories.


Students could connect their personal experiences to relate to the sacred artefacts belonging to traditional religions. They enjoyed handling a real life kirpan and understood why a Sikh would feel lost without it. A speaker from 'Good News Bible' then delivered a presentation on the Bible - a sacred item to many Christians. All students were given the opportunity to take away their very own little red Bible.

This then connected the first unit of 'What Does it mean to Belong to a Religion?' to the second unit 'Do we belong to God?' Both of these units make up part of our year 7 enquiry into 'Where do we Belong?'

To engage their Biblical studies of this unit, students enjoyed viewing different types of Bibles to those they had been previously been exposed to. Students are excited to continue their Biblical studies after Christmas with a new-found interest and respect for the Bible as a sacred object and as a guide to understanding God.

Miss Brooks, RE Department

Sophie W: My item is a sparkly baby grow on a stick. This was put in my food by my dad step mum to tell me that I have a baby brother. If I lost this, it would make me feel really sad because this is what I have to remember that special day.



Lilah C: My sacred item was my christening bracelet. It is sterling silver and has little intricate flowers and my name engraved. It is sadly too small for me now, but it makes it more magical as I can see how I've grown since being a tiny baby as I was baptised when I was 3 months old. I will cherish this forever because it's a special event in my life. The bracelet is a remembrance of when I was welcomed into God's family and became a Catholic. In my faith, baptism is the first sacrament and one of the ways that we strengthen our relationship with God.

Ayesha S: This book is very dear to me for many reasons. The book has stories about how the holy prophets struggled and triumphed in spreading the truth of Islam. It also helps me live my life as a good Muslim.



Spirited Arts Competition: Year 8 – Does God Exist?

The year 8s have just finished studying the unit ‘How do we answer questions with no definitive answer?’ as part of our year 8 enquiry into ‘Where do we find guidance?’

Students studied a series of ultimate questions and used philosophical tools such as case studies, religious pieces of scripture, analogies and statistics to explain different viewpoints.

One of the questions was ‘Does God Exist?’ and students were given the challenge of creating a piece of art work or poem which demonstrates why they believe whether God does or does not exist. The RE department were blown away by the entries. Here is a small sample:



Science Department News

Kielder Forest

On the 18th of November 2022, 36 students and 4 members of staff from PGHS left school early and went on a science adventure weekend up in Northumberland to Kielder Forest.

Once we arrived at our accommodation (Tarsset Tor), after a quick stop at Tebay services, we collected our luggage and headed up to our bothies (small cabins, each with a kitchen, living room, 2 bedrooms and a bathroom). It was fun to stay with friends and was so cosy, even though it was muddy outside! Once we had had time to settle in, we then headed down to the main bunkhouse, where the teachers made us pasta – which was delicious!

During the weekend, we visited the observatory on the Friday night. We wrapped up warm and we arrived about 7pm. We had the opportunity to have a lecture about space, the universe and cosmology by a wonderful group of staff who specialised in astronomy. Furthermore, we were then fortunate enough to hold a meteorite and look through a microscope to see a sample of a rock. Once the sky had cleared, we were able to look through a telescope and look at Mars. The observatory has one of the darkest skies in Europe, so we were fortunate enough to see the Milky Way and see several shooting stars. We also all got together to have hot chocolate which was very nice!

On the Saturday, we then went to Kielder Water (which is the largest man-made reservoir in England) to a scout activity center (Hawkshirt) where we had the opportunity to do abseiling or zip lining, kayaking and paddle boarding. The first activity my group did was zip lining, and everyone will agree when I say the view of the lake was amazing from up there! Going down was a bit nerve-wracking but was so fun. We then changed into wetsuits and did kayaking. It was quite hard as it was windy and we did some games and challenges to help us learn. Our instructors were also extremely friendly and funny which made the experience even better.

We went back inside to warm up and had a bit of lunch and more hot chocolate before going back to do paddle boarding. We went on the paddleboards in pairs. We did team games and even attempted standing up! As you would think, almost everyone fell off (including me) but a certain pair probably broke a record and fell 5 times! We all really enjoyed ourselves, despite being cold (about 3 °C) and wet and went home with amazing memories.

We also had the opportunity to jump off the jetty. Everyone enjoyed themselves thoroughly and there were nothing but smiles and laughs that could be seen or heard all around.

Once we got back, we chilled in our bothies while we waited for the pizza to arrive from a local takeaway. After we had had our pizza, we played games such as Uno (the longest game to ever exist) and Cluedo, which became very competitive. We also had a few games of pool before we toasted marshmallows at our camp fire.

Mrs Honeyman

Associate Assistant Headteacher and Curriculum Leader for Science

Overall, the weekend was absolutely amazing with lots of memories made. I would do it all over again in a heartbeat – Freya A.



We all went home with amazing memories I know I'll definitely keep forever – Phoebe B.



Science Department News

Kielder Forest

lot of fun Teachers Thanks guys trip where often unclear amazing trip lot loved Words Great trip time fun trip fun trip weekend Overall I really enjoyed Meetings about the trip wonderful experience

It was a great trip which I would go on again if I could! A special thank you to all the teachers for organising the trip and making sure we had an amazing time – Maryam M.




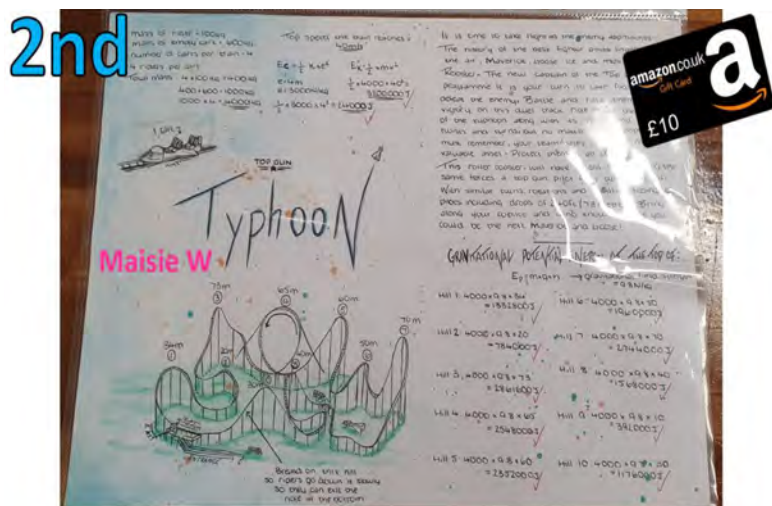
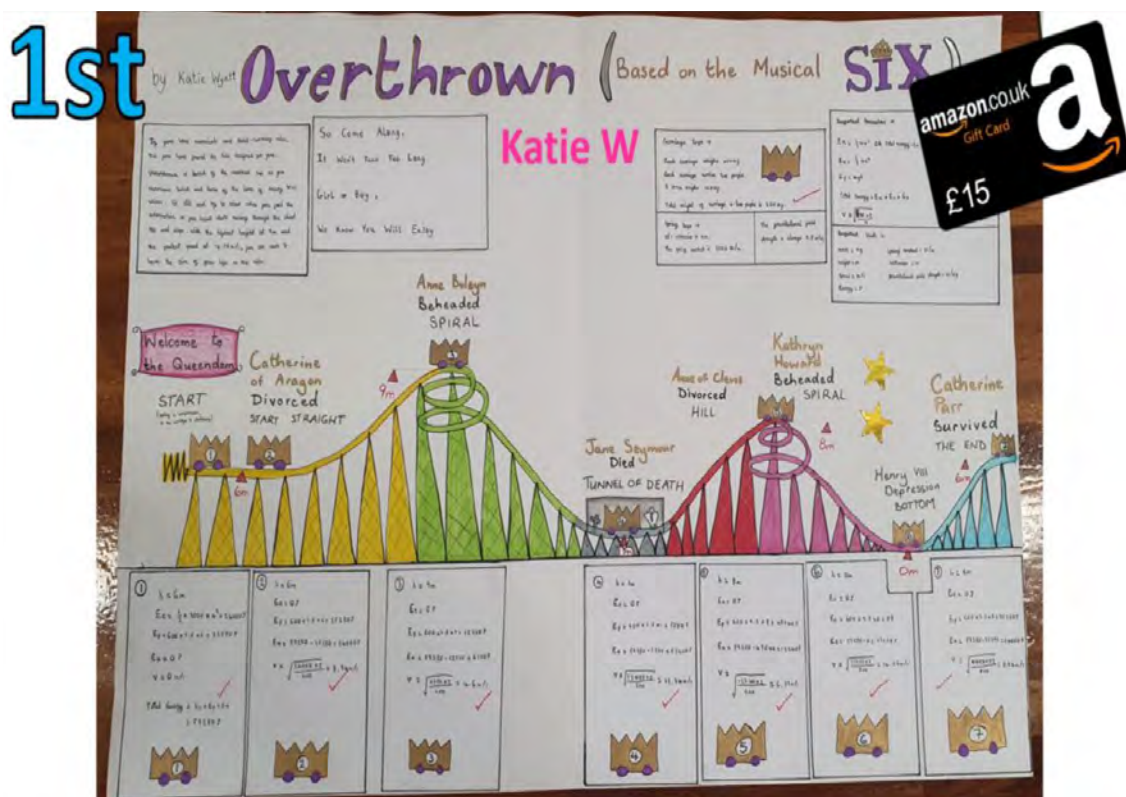
Overall this trip was a wonderful learning opportunity and a tremendous amount of fun for us all. The staff, (Mrs Honeyman, Mrs Arrowsmith, Miss Parker and Miss Avery) were all lovely and made this trip amazing for us all – Vidyha P.

This was a memorable experience, one that I will never forget – Rebecca S.

Every year 10 Physicist has taken part in our annual rollercoaster competition where each student was tasked with designing their own rollercoaster.

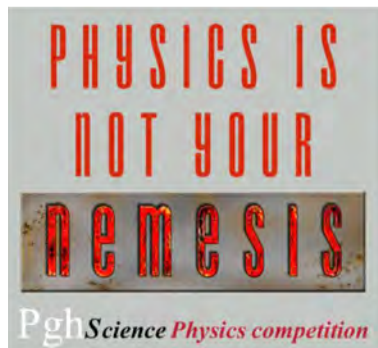
Congratulations to all our winners!

Miss Forrest





Science Department News


Rollercoaster competition



10S/Sc4 – Izzy P




10S/Sc5 – Khitam A M



Science Department News

Rollercoaster competition


10S/Sc6 – Imogen K



10S/Sc1 – Jennah K



10S/Sc2 – Mariyah M



Welcome to SCIENCE CLUB

We have had so much fun in Science club this term. Students

Students have taken part in a different activity each week.

We started off making and racing balloon rockets in the first week. Students then went on to explore the Science behind Oobleck from the Dr Seuss' book 'Bartholomew and the Oobleck' during the Festival of Literature and Language.

At Halloween, we created flaming ghosts and last week, students built their very own 'Chemistree'.

Miss Forrest



HOLIDAY ACTIVITIES



Monday 19 to Thursday 29 December

Free Christmas Pantomime Aladdin

23 December - two performances



Fun activities and a healthy meal for children on free school meals, during the Christmas Holidays, book your child's place now!

- **FREE** Activities for all children on free school meals
- **FREE** Meal with every session
- Activities include swimming, tennis, gymnastics, boxing, kick boxing, football and arts & crafts
- PLUS our incredible 'jungle and football' inflatable play zone

For children aged 4-16

To view the timetable and book your child's place, please visit the website below or email us at haf@southribble.gov.uk



southribble.gov.uk/haf

Invitation to



**Your child is entitled to a place on
the Holiday Activity Programme in your area**

Type name of pupil here/add code where applicable

To find out what fun activities your child can attend over the Christmas holidays, including when and where they are taking place, visit Lancashire County Council's [Holiday Activities and Food \(HAF\) website](https://www.lancashire.gov.uk/children-education-families/school-holiday-activities/).

<https://www.lancashire.gov.uk/children-education-families/school-holiday-activities/>

From there, you will be able to follow a link that will take that will take you to the site for your district, telling you how to book a place for your child.

If you want to ask someone about the HAF programme and what activities are available for your child, get in touch with us at Talkzone.

You can speak to a Talkzone advisor by calling 0800 511111, text on 07786 511111, or email talkzone@lancashire.gov.uk

Book sensible – please only book a place if you intend to use it – a booked place for your child may mean that another can't attend – thank you.



Children and
Family Wellbeing
Service

Winter WonderZone

Drop in for lots of winter fun!

- Food & Drinks
- Arts & crafts
- Games
- & More!

For more information call us on
01772 532930 or message us on our
socials!

West Paddock Neighbourhood
Centre, Leyland, PR25 1HR

29
DECEMBER

10AM-1PM

30
DECEMBER

10AM-3PM

National Online Safety Mobile App

It's time to get #OnlineSafetySavvy

Children are spending more time than ever online. As adults, we need to do everything we can to keep them safe in the digital world. However, with new apps, games and platforms emerging every day, how can you stay in the know?

Say hello to the new National Online Safety mobile application.

With all online safety knowledge available at your fingertips, the NOS app empowers parents and teachers to understand and address online safeguarding risks – anytime, anywhere.

The world's most comprehensive online safety app is packed with insightful courses, explainer videos, webinars and guides on topics that will help you protect the kids you care about when they're online. **FREE Online Safety App for Parents & Educators!**

We're excited to launch our FREE mobile app, giving you access to instant information about the latest apps, games, devices & more.



Download for apple: hubs.ly/H0BwQjL0

Download for android: hubs.ly/H0Bx0tp0

Lancashire Water Safety Partnership - Dangers of being on or near ice

Following the tragic news earlier in the week we have been sent a link to access an educational Winter Safety Activity Booklet and Colouring In sheet to help start conversations between adults and children/young people about water safety in winter

Please see the link below to access the resources around water safety in winter:
www.rlss.org.uk/winter-water-safety



Penwortham Girls'
High School

Cop Lane Penwortham Preston PR1 0SR
Telephone: 01772 743399 Fax: 01772 752475
Email: enquiries@penworthamgirls.lancs.sch.uk
Website: www.penworthamgirls.lancs.sch.uk
Follow us on twitter [@PenworthamGH](https://twitter.com/PenworthamGH)

